



AIRPRO CO₂ SENSOR

BROAD Clean Air Product AirPro Collection

Filter PM_{2.5} by 99%

Clean, fresh air
Healthy, safe life

Hazard of O₂ deficiency:

An increase in CO₂ density can lead to O₂ deficiency. Living with insufficient O₂ increases heart load, lowers blood circulation and harms our organs, especially for children and elders

Prevent car accidents by monitoring CO₂

CO₂ density could increase quickly in the limited space because of human breath. Hypoxia makes people sleepy and may cause accidents

Especially suitable for:

Car, hotel for biz travel

Air volume 18 cfm

Power consumption 7W · h/m³

Monitor CO₂ Concentration

Filter PM_{2.5} by 99%

HEPA filter to be replaced every
1,000~2,000 hrs



Standard: GB/T18801-2015



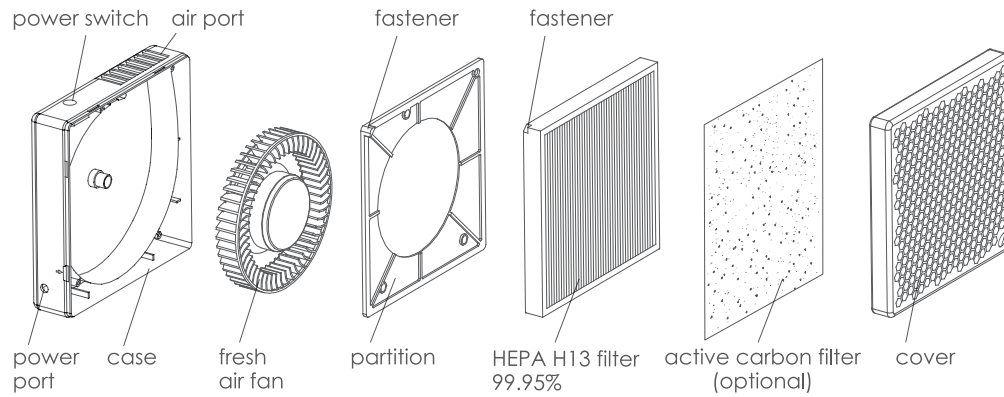
BROAD CLEAN AIR TECHNOLOGY
远大洁净空气科技有限公司

Sales: 400-677-6666 www.broadair.net

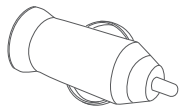
Service: 400-883-9333 BROAD Town, Changsha, China

Model :
FC2

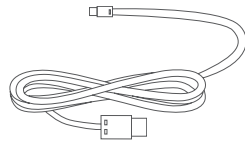
Structural Diagram




Standard Accessories



DC 5V car charger x1



USB cable x1



non-slip mat x 1 (for car)

Troubleshooting

| No. | Problem | Cause | Solution |
|-----|---------------------------------|--|--|
| 1 | Insufficient air volume | The HEPA filter is blocked | Replace the HEPA filter |
| 2 | The exit grille is stained | The polluted air flows back (if the filter is faulty, there is likely dirt in the fan) | Clean it with towel (avoid water from entering the fan) |
| 3 | Button failure | The button is stuck or the wire is broken | Repair or replace it |
| 4 | The fan doesn't work | The power plug is loose and has poor connection | Unplug and plug back in |
| | | The fan or the circuit board is broken | Repair or replace it |
| | | The AirPro was automatically power off after 4-hour continuous operation | Re-start |
| 5 | Inaccurate CO ₂ data | There is a deviation of the nominal value | Turn on the AirPro when the natural ventilation is good. Wait for 2 minutes, and then press the power switch for 5 seconds. After 2 beeps, press the switch again to restore normal status |

Safety Instruction


To avoid danger or improper use, please read the following safety instructions carefully before use:

- Proper temperature: -10°C ~ 45°C. Power off when at hazardous areas such as gas stations
- Avoid direct sunlight when not driving, power off quickly if a failure occurs
- Please use the original accessories, accessories from other brands may cause failure, fire or other dangers due to incompatibility
- To dispose of an AirPro product, do not dispose it with ordinary garbage. Take it to a qualified electrical waste station for recycling.

Parameter Table

| Item | Level 1 | Level 2 | Level 3 |
|-------------------|---------------------|---------|---------|
| Air Volume cfm | 6 | 12 | 18 |
| Power W | 2 | 3 | 7 |
| Noise dB(A) | 28 | 35 | 45 |
| Battery | DC 5V | | |
| Filter Efficiency | Filter PM2.5 by 99% | | |

CO₂ Laser Detector



Real-time display of CO₂ concentration

Oxygen deficiency Reminder

CO₂ ppm ≤ 1200 Sufficient oxygen

CO₂ ppm ≤ 2400 Oxygen deficiency

CO₂ ppm > 2400 Severe oxygen deficiency

Air Volume Adjustment

- Level 1 (blue light): Suitable for sleep
- Level 2 (green light): Suitable for room
- Level 3 (yellow light): High air volume (Note the AirPro will be more audible at this setting). Suitable for car

Power Source

- Car charger socket: DC 5V, 2.0A (In-car)
- Standard mobile-phone charger: DC 5V, 2.0A (In-room)

Filter Replacement

(operate after powering off)

- When the air volume is less than 70% of the filter, the HEPA filter needs to be replaced
- Replace the HEPA filter: Open the cover, take out and replace the HEPA filter. When installing, the fastener of the HEPA filter must be aligned with the fastener on the partition, otherwise the cover will not fit

Filter Replacement Period

- Replace after 1,000 ~ 2,000 hours of use
- In-car: 1 year;
- In-room (non-stop use): 3 months
- Activated carbon is useful for absorbing toxic chemical fumes or gas, but it is very thin and easy to saturate. The carbon filter should be replaced every month. For a new car or newly renovated room, replace it every week

Warranty

- 1-year warranty from the date of purchase. For problems caused by design, manufacturing or transportation from factory, free repair or replacement will be provided
- If the user is unable to provide a valid proof of purchase, the warranty period should be extended by 3 months according to the production date shown on the unit
- If the AirPro was damaged due to inappropriate use or storage, or the sticker was torn off, there will be a charge for repair

Maintenance

- Keep the AirPro away from liquid, and avoid exposure to rain
- Avoid hitting, dropping or impacting the AirPro
- Design life: 20 years (the bearing may need to be replaced during this period)

Quality Certificate/ Warranty Card

Name: AirPro CO₂ Sensor

Model: FC2

Serial Number:

Inspector:

Date of Purchase:

Shop:

Seller:

