

BROAD
Combats
POLLUTION



BROAD CLEAN AIR 400-677-6666




AIRPRO FRESH

BROAD Clean Air Product AirPro Collection

Filter PM2.5 by 99%

Fresh air in every season,
Easily installed and energy efficient

Model : FE6



Standard: Q/YDKQ 001-2019

BROAD CLEAN AIR TECHNOLOGY
远大洁净空气科技有限公司

Sales: 400-677-6666 www.broadair.net

Service: 400-883-9333 BROAD Town, Changsha, China



Fresh Air Volume **77 cfm**

Area Coverage

20~40 m² per room

Filter PM2.5 by 99%

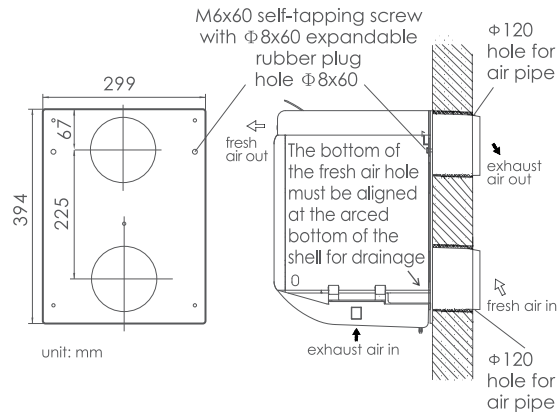
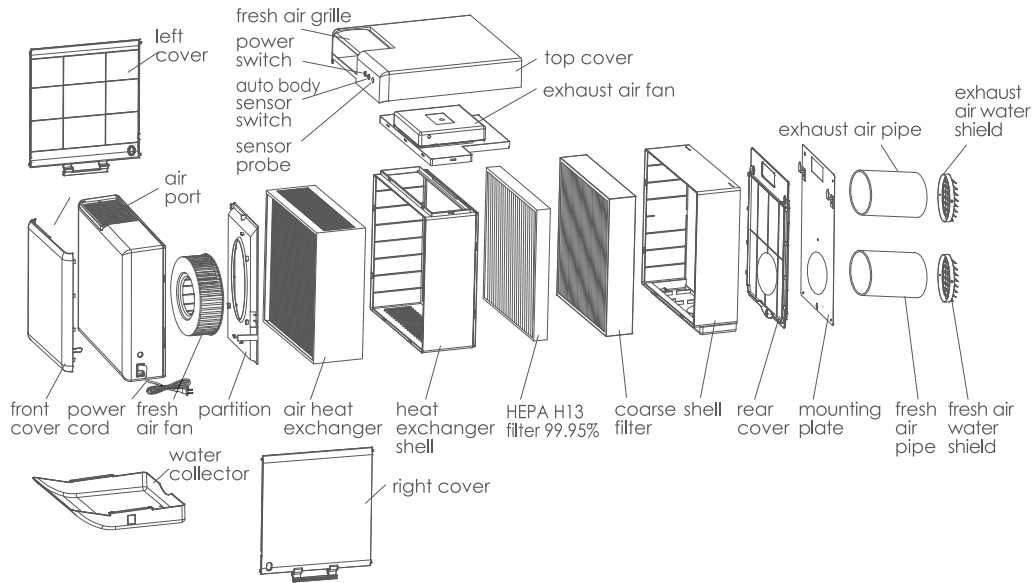
Fresh Air Ventilation

Heat Recovery Efficiency **60%**

Coarse filter to be cleaned every **500 hrs**

HEPA filter to be replaced every **3,000 hrs**

Structural Diagram



Installation Process

1. Confirm the installation location
2. Drill the fresh and exhaust air hole. The external openings of the holes should be 5~10mm lower than the internal openings to prevent rain penetration
3. Install the fresh air pipe, exhaust air pipe, and water shields
4. Fill the gap between the air pipe and the wall hole with polyurethane, and keep it sealed
5. Locate holes as per the mounting plate and drill them out
6. Fix the mounting plate horizontally with 2 expandable bolts and 5 steel bolts
7. Hang the machine on the mounting plate

Troubleshooting

No.	Problem	Cause	Solution
1	Insufficient air volume	The HEPA filter is blocked	Replace the HEPA filter
2	The outlet grille is stained	The polluted air flows back (if the filter is faulty, there is likely dirt in the fan)	Clean with a towel (to prevent water from entering the fan)
3	Button failure	The button is stuck or the wire is broken	Repair or replace it
4	The fan doesn't work	The power plug is loose and has poor connection	Unplug and plug back in
		The fan or the circuit board is broken	Repair or replace it
5	Indicator light flashes	The water collector is full of condensate water	Draw out the water collector and empty it

Parameter Table

Item	Level 1	Level 2	Level 3	Level 4	Level 5	Level 6
Air Volume cfm	29	41	47	53	65	77
Power W	7	11	15	21	28	31
Noise dB(A)	30	40	45	50	52	53
Battery	AC 220V					
Filter Efficiency	Filter PM2.5 by 99%					

Airflow Adjustment & Auto Shut-off

- Power Switch:
 - Level 1 (blue light): Suitable for sleep
 - Level 2 (green light): Suitable for room
 - Level 3 (yellow light): High air volume (Note the AirPro will be more audible at this setting)
- Automatic Body Sensor
 - Auto-off 4 hrs after people leave (white light)
 - Auto-off 12 hrs after people leave (orange light)
 - Auto-off 24 hrs after people leave (red light)
 - Always on (light off)
- Sensor probe: sensing distance <5m from human body

Warranty

- 1-year warranty from the date of purchase. For problems caused by design, manufacturing or transportation from factory, free repair or replacement will be provided
- If the user is unable to provide a valid proof of purchase, the warranty period should be extended by 3 months according to the production date shown on the unit
- If the AirPro was damaged due to inappropriate use or storage, or the sticker was torn off, there will be a charge for repair

Filter Replacement (operate after powering off)

- When the air volume is less than 70% of the filter, the HEPA filter needs to be replaced
- Coarse filter washing: hold the machine upwards 4mm to remove it from the wall, take out the stainless steel coarse filter from the back of the machine to wash, dry and re-install. The coarse filter should be cleaned after 500 hours of use, or every half a month in heavily polluted areas
- HEPA filter replacement: remove the machine from the wall, take out the stainless steel coarse filter first, and then the super filter for replacement. The HEPA filter should be replaced after 3,000 hours of use. When installing the HEPA filter, the arrow direction should be inward.

Maintenance

- Design life: 20 years (bearings may need to be replaced during this period)
- Recommended maintenance:
 1. Wash the coarse filter every month;
 2. Replace the HEPA filter every four months;
 3. Check the filtration efficiency and ventilation effect regularly
- Service: 4100-833-9333
- Web: www.broadair.net

Quality Certificate/ Warranty Card

Name: AirPro Fresh

Model: FE6

Serial Number:

Inspector:

Date of Purchase:

Shop:

Seller:

